

Please write clearly in block capitals.

Centre number

--	--	--	--	--

Candidate number

--	--	--	--

Surname

Forename(s)

Candidate signature

I declare this is my own work.

GCSE COMBINED SCIENCE: TRILOGY

F

Foundation Tier
Chemistry Paper 2F

Time allowed: 1 hour 15 minutes

Materials

For this paper you must have:

- a ruler
- a scientific calculator
- the periodic table (enclosed).

Instructions

- Use black ink or black ball-point pen.
- Pencil should only be used for drawing.
- Fill in the boxes at the top of this page.
- Answer **all** questions in the spaces provided.
- If you need extra space for your answer(s), use the lined pages at the end of this book. Write the question number against your answer(s).
- Do all rough work in this book. Cross through any work you do not want to be marked.
- In all calculations, show clearly how you work out your answer.

Information

- The maximum mark for this paper is 70.
- The marks for questions are shown in brackets.
- You are expected to use a calculator where appropriate.
- You are reminded of the need for good English and clear presentation in your answers.

For Examiner's Use	
Question	Mark
1	
2	
3	
4	
5	
6	
7	
TOTAL	



0 1

Fresh water contains low levels of dissolved salts.

Water reacts with anhydrous copper sulfate in a reversible reaction.

The word equation for the reaction is:

**0 1 . 1**

How does the equation show that the reaction is reversible?

[1 mark]

0 1 . 2

Complete the sentences.

Choose answers from the box.

[2 marks]**blue****green****orange****white****yellow**

The colour of anhydrous copper sulfate is _____.

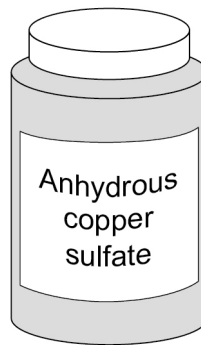
The colour of hydrated copper sulfate is _____.



0 1 . 3

Figure 1 shows anhydrous copper sulfate in a sealed container.

Figure 1



Suggest **one** reason why anhydrous copper sulfate is kept in a sealed container.

[1 mark]

Question 1 continues on the next page

Turn over ►



Sodium chloride dissolves in water to form sodium chloride solution.

0 1 . 4 Draw **one** line from each substance to the description of the substance.

[2 marks]

Substance	Description of substance
Sodium chloride solution	Compound
Water	Element
	Hydrocarbon
	Mixture

0 1 . 5 Name the process used to obtain solid sodium chloride from sodium chloride solution.

[1 mark]



0 1 . 6 Two processes used to obtain potable water from fresh water are:

- filtering
- sterilising.

Give **one** reason why each process is used.

[2 marks]

Filtering _____

Sterilising _____

0 1 . 7 Which type of water is the easiest to obtain potable water from?

[1 mark]

Tick (✓) **one** box.

Ground water

Salt water

Waste water

0 1 . 8 Which of the following is the first stage of waste water treatment?

[1 mark]

Tick (✓) **one** box.

Aerobic biological treatment of effluent

Anaerobic digestion of sewage sludge

Screening and removal of grit



There are no questions printed on this page

*Do not write
outside the
box*

**DO NOT WRITE ON THIS PAGE
ANSWER IN THE SPACES PROVIDED**

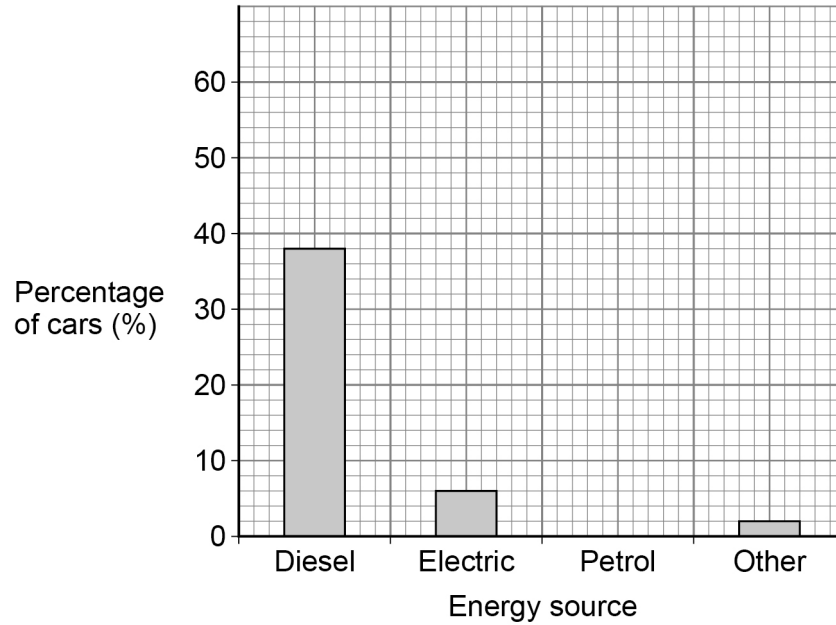


0 2

Cars cause atmospheric pollution.

0 2

. 1

Figure 2 shows the percentage of cars in the UK using different energy sources.**Figure 2**

The percentage of cars using petrol is 54%.

Draw the bar for petrol on **Figure 2**.**[1 mark]****Question 2 continues on the next page****Turn over ►**

Some car emissions contain nitrogen dioxide.

Table 1 shows the concentration of nitrogen dioxide in the air in three different areas for 1 week.

Table 1

Concentration of nitrogen dioxide in the air in arbitrary units			
Day	City centre	Countryside	Motorway
Monday	35	8	22
Tuesday	37	8	23
Wednesday	37	8	23
Thursday	34	8	23
Friday	37	8	23
Saturday	29	7	20
Sunday	22	6	17

0 2 . 2 Which column of data has the greatest range?

[1 mark]

Tick (✓) **one** box.

City centre

Countryside

Motorway



0 2 . 3

Explain why the concentration of nitrogen dioxide in the air is lower on Sunday.

[2 marks]

0 2 . 4

Calculate the mean value for the concentration of nitrogen dioxide in the air in the city centre for the days from Monday to Friday.

Use **Table 1**.**[2 marks]**

Mean value for concentration of nitrogen dioxide = _____ arbitrary units

Question 2 continues on the next page**Turn over ►**

Nitrogen dioxide is removed from car emissions by catalytic converters.

0 2 . 5 Which **two** of the following are correct statements about catalysts?

[2 marks]

Tick (✓) **two** boxes.

Catalysts are included in the chemical equation for a reaction.

Catalysts are **not** used up in a reaction.

Catalysts decrease the surface area of the reactants.

Catalysts increase the concentration of the reactants.

Catalysts lower the activation energy of a reaction.

0 2 . 6 The catalyst in catalytic converters contains platinum.

Platinum is an unreactive metal obtained from the Earth's crust.

Complete the sentence.

Choose the answer from the box.

[1 mark]

finite resource

formulation

renewable resource

Platinum is a _____.



0 2 . 7 Emissions from cars that burn fossil fuels contain carbon dioxide.

What is used to test for carbon dioxide?

[1 mark]

Tick (✓) **one** box.

Burning splint

Glowing splint

Limewater

10

Turn over for the next question

Turn over ►



There are no questions printed on this page

*Do not write
outside the
box*

**DO NOT WRITE ON THIS PAGE
ANSWER IN THE SPACES PROVIDED**



0 3

An increase in greenhouse gases in the Earth's atmosphere causes an increase in global temperature.

0 3 . 1

An increase in global temperature is a major cause of climate change.

Give **two** effects of global climate change.

[2 marks]

1 _____

2 _____

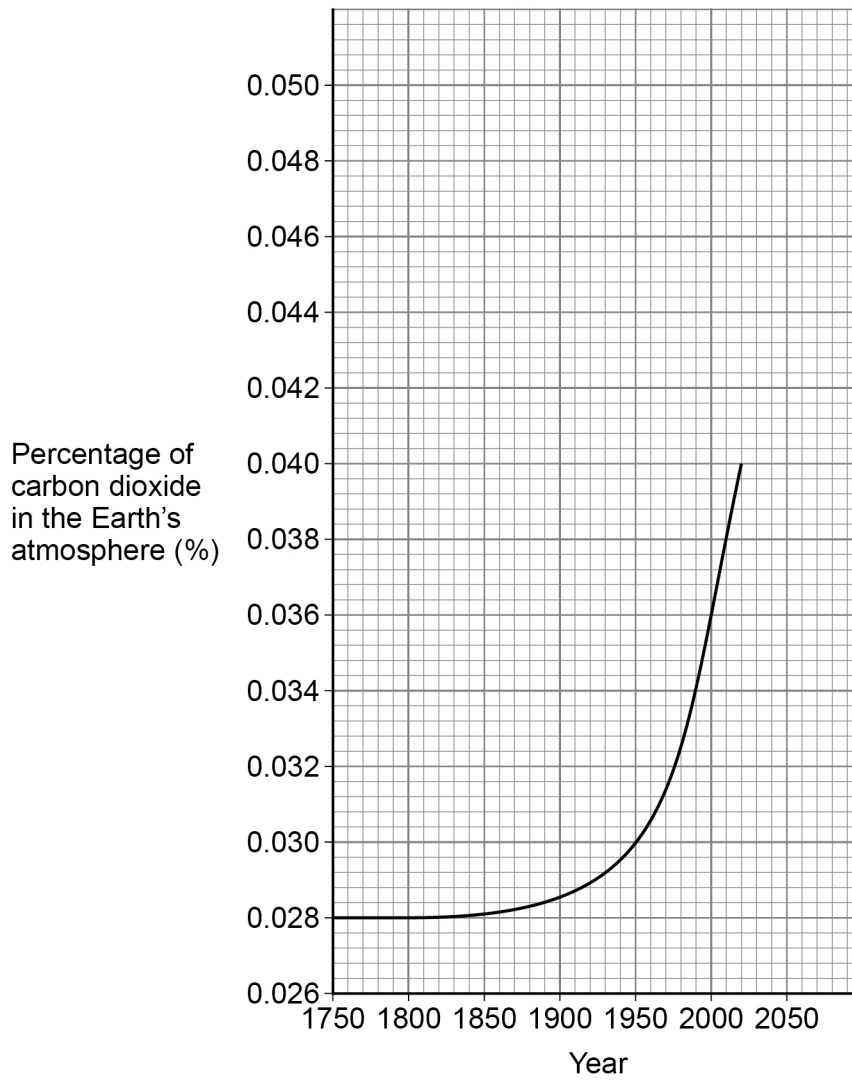
Question 3 continues on the next page

Turn over ►

Carbon dioxide is a greenhouse gas.

Figure 3 shows the percentage of carbon dioxide in the Earth's atmosphere from 1750.

Figure 3



0 3 . 2 Describe the trend in the percentage of carbon dioxide in the Earth's atmosphere from 1750 to 2000.

Use **Figure 3**.

[2 marks]

0 3 . 3 Determine the change in the percentage of carbon dioxide in the Earth's atmosphere from 1950 to 2000.

Use **Figure 3**.

[2 marks]

Percentage of carbon dioxide in 1950 _____

Percentage of carbon dioxide in 2000 _____

Change in percentage of carbon dioxide = _____ %

0 3 . 4 Give **one** reason why the percentage of carbon dioxide in the atmosphere is changing.

[1 mark]

0 3 . 5 Predict the percentage of carbon dioxide in the Earth's atmosphere in 2050.

You should extend the graph line on **Figure 3**.

[2 marks]

Percentage of carbon dioxide in 2050 = _____ %

9

Turn over ►



0 4

This question is about the atmospheres of Earth and Mars.

0 4 . 1

Earth's early atmosphere may have been like the atmosphere of Mars today.

Why are scientists **not** certain about the percentage of gases in the Earth's early atmosphere?**[1 mark]**

0 4 . 2

What was formed from the water vapour in the Earth's early atmosphere?

[1 mark]Tick (✓) **one** box.

Crude oil

Limestone

Natural gas

Oceans



0 4 . 3 The Earth's atmosphere today consists mainly of nitrogen and oxygen.

Draw **one** line from each gas to what produced the gas.

[2 marks]

Gas	What produced the gas
	Algae
Nitrogen	Animals
	Fossils
Oxygen	Oceans
	Volcanoes

Question 4 continues on the next page

Turn over ►



Table 2 shows the percentage of some gases in the atmospheres of Earth and Mars.

Table 2

Gas	Percentage of gas in atmosphere (%)	
	Earth	Mars
Argon	0.9	1.9
Carbon dioxide	0.04	95
Nitrogen	78	2.6
Oxygen	21	0.2

0 4 . 4 Why are animals **not** able to live on Mars?

[1 mark]

Tick (✓) **one** box.

The atmosphere of Mars does not contain enough argon.

The atmosphere of Mars does not contain enough nitrogen.

The atmosphere of Mars does not contain enough oxygen.

0 4 . 5 There is more carbon dioxide on Mars than on Earth.

Which **other** gas is found in larger quantities on Mars than on Earth?

[1 mark]



0 4 . 6

Calculate how many times more nitrogen than oxygen there is in the atmosphere of Earth.

Use **Table 2**.

Give your answer to 2 significant figures.

[3 marks]

Number of times more nitrogen than oxygen (2 significant figures) = _____

9

Turn over for the next question

Turn over ►



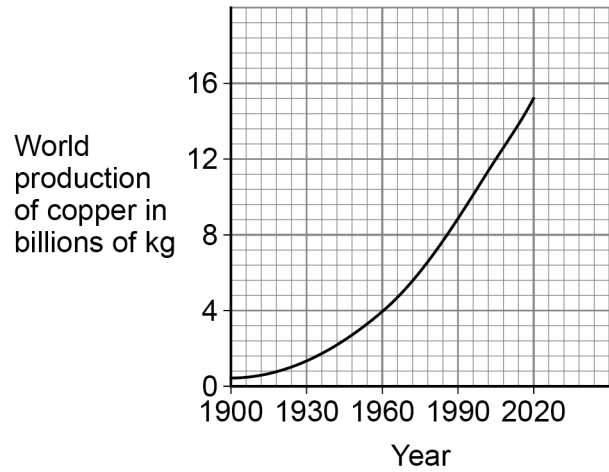
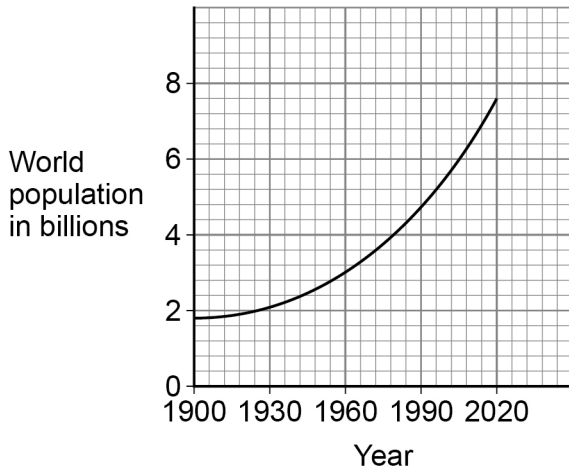
0 5

Industries use the Earth's resources to produce useful products.

0 5 . 1

Figure 4 shows the world population and the world production of copper between 1900 and 2020.

Figure 4



How does the change in the world population compare with the world production of copper?

[1 mark]

Tick (✓) **one** box.

As population decreased, copper production increased.

As population increased, copper production decreased.

As population increased, copper production increased.



Copper is produced from copper ore and from recycling waste copper.

0 5 . 2 The energy needed to produce 1 kg of copper from copper ore is 70 MJ.

The energy needed to produce 1 kg of recycled copper is 27 MJ.

Calculate the energy saved if 100 kg of copper is produced from recycled copper and **not** from copper ore.

[3 marks]

Energy saved = _____ MJ

0 5 . 3 Producing copper from recycling waste copper reduces emissions of sulfur dioxide.

Why is reducing emissions of sulfur dioxide important?

[1 mark]

0 5 . 4 Copper is used to make coins.

A coin of mass 8 g contains 75% copper.

Calculate the mass of copper in the coin.

[2 marks]

Mass of copper = _____ g

Turn over ►



0 5 . 5

Iron and glass are both produced from the Earth's resources.

Some processes can reduce the use of limited resources.

Draw **one** line from the description of the process to the name of the process.

[2 marks]

Description of process

Name of process

Scrap steel is added to
iron from a blast furnace

A glass bottle is refilled

Extraction

Quarrying

Reacting

Recycling

Reusing



0 5 . 6

Life cycle assessments are used to assess the environmental impact of producing iron nails and glass bottles.

There are four stages, **A**, **B**, **C** and **D**, in a life cycle assessment.

The stages are **not** in the correct order.

Stage **A** Disposal

Stage **B** Extracting and processing raw materials

Stage **C** Manufacturing and packaging

Stage **D** Use and operation

What is the correct order of stages **A**, **B**, **C**, and **D**?

[1 mark]

Tick (✓) **one** box.

C, D, B, A

D, B, C, A

B, C, D, A

10

Turn over for the next question

Turn over ►



There are no questions printed on this page

*Do not write
outside the
box*

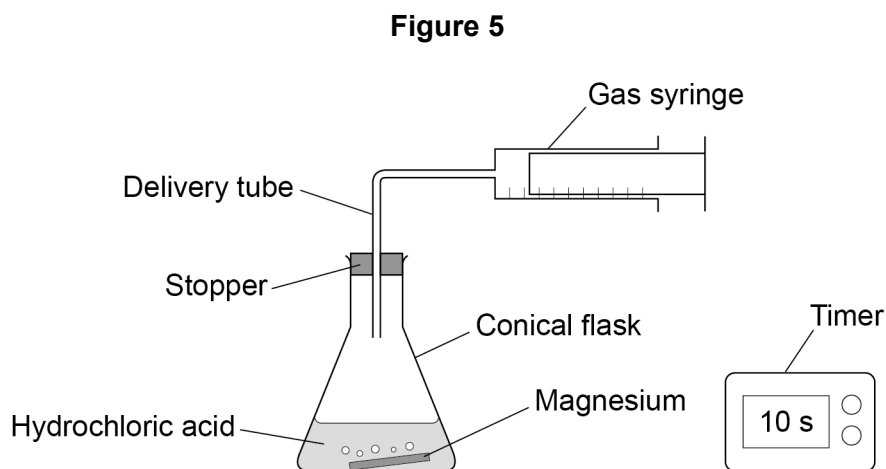
**DO NOT WRITE ON THIS PAGE
ANSWER IN THE SPACES PROVIDED**



0 6

A student investigated the reaction between magnesium and excess hydrochloric acid.

Figure 5 shows the apparatus.



This is the method used.

1. Pour 50 cm³ of hydrochloric acid into a conical flask.
2. Add a piece of magnesium.
3. Insert stopper and delivery tube and start a timer.
4. Collect the gas produced in a gas syringe.
5. Record the volume of gas produced every 20 seconds for 2 minutes.
6. Repeat steps 1 to 5 with higher concentrations of hydrochloric acid.

0 6 . 1

Give the independent variable and **one** control variable in this investigation.

[2 marks]

Independent variable _____

Control variable _____

Question 6 continues on the next page

Turn over ►



Table 3 shows the results from the first experiment using hydrochloric acid with a low concentration.

Table 3

Time in seconds	0	20	40	60	80	100	120
Volume of gas in cm³	0	48	72	90	97	98	98

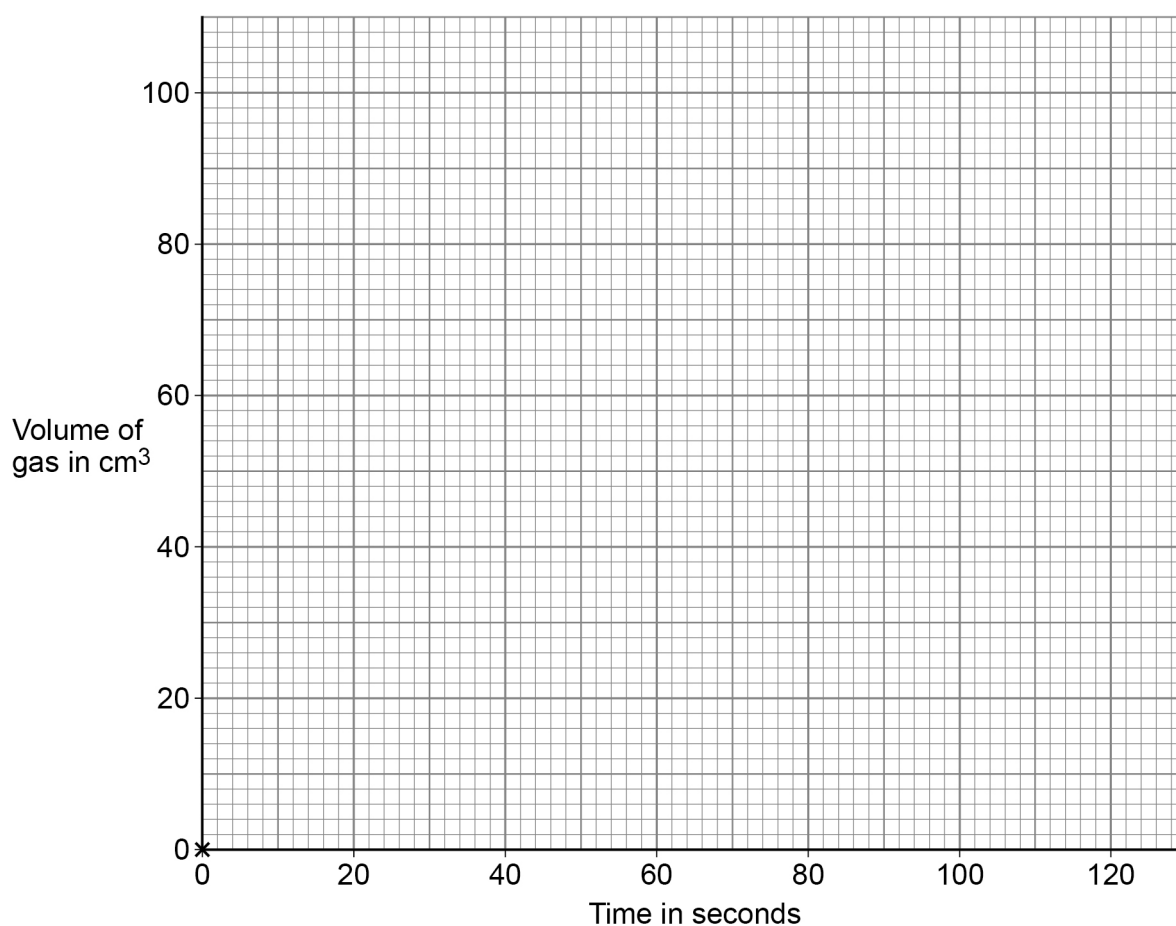
0 6 . 2 Complete **Figure 6**.

You should:

- plot the data from **Table 3** (the point 0,0 has been plotted for you)
- draw a line of best fit.

[3 marks]

Figure 6



0 6 . 3 How does the **rate** of this reaction change with time?

Use **Table 3**.

[1 mark]

Tick (✓) **one** box.

The rate decreases.

The rate stays the same.

The rate increases.

0 6 . 4 The student repeated the experiment using hydrochloric acid with a higher concentration.

Which statement is correct?

[1 mark]

Tick (✓) **one** box.

The activation energy for the reaction was higher.

The magnesium reacted more quickly.

The reaction finished at the same time.

The total volume of gas collected was smaller.

Question 6 continues on the next page

Turn over ►



0 6 . 5 Temperature also affects the rate of the reaction.

Explain how increasing the temperature affects the **rate** of the reaction.

You should refer to particles and collisions.

[3 marks]

10



0 7

Crude oil is a resource found in rocks.

Most of the compounds in crude oil are hydrocarbons.

0 7 . 1

Complete the sentence.

[1 mark]

Crude oil is formed by the decomposition of _____.

0 7 . 2

Alkanes are hydrocarbons.

Give the name of the alkane molecule that has three carbon atoms.

[1 mark]

Question 7 continues on the next page

Turn over ►

There are no questions printed on this page

*Do not write
outside the
box*

**DO NOT WRITE ON THIS PAGE
ANSWER IN THE SPACES PROVIDED**



There are no questions printed on this page

*Do not write
outside the
box*

**DO NOT WRITE ON THIS PAGE
ANSWER IN THE SPACES PROVIDED**

Copyright information

For confidentiality purposes, all acknowledgements of third-party copyright material are published in a separate booklet. This booklet is published after each live examination series and is available for free download from www.aqa.org.uk.

Permission to reproduce all copyright material has been applied for. In some cases, efforts to contact copyright-holders may have been unsuccessful and AQA will be happy to rectify any omissions of acknowledgements. If you have any queries please contact the Copyright Team.

Copyright © 2021 AQA and its licensors. All rights reserved.



3 6



2 1 6 G 8 4 6 4 / C / 2 F

IB/M/Jun21/8464/C/2F